



THE RADIOLOGY COMPANY

Viztek's Digital Imaging Product Suite



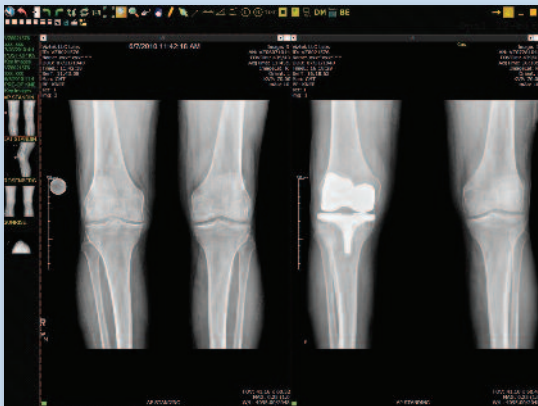
VIZTEK

THE RADIOLOGY COMPANY

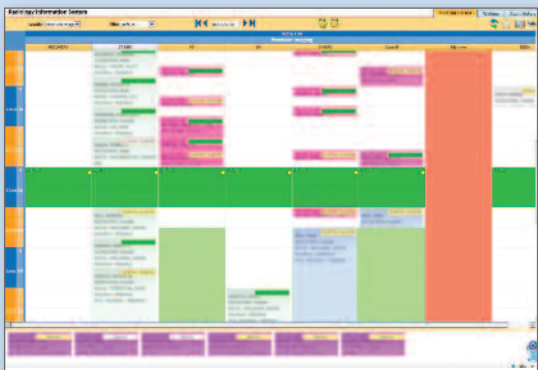
The premier radiology solution provider for digital imaging hardware and software

Viztek is the leading provider of digital imaging solutions. The state-of-the-art product suite includes a comprehensive range of software and hardware offerings. The Opal Software line is highly customizable with Enterprise-Level solutions that are scalable for any size facility. Likewise, the breadth of hardware options serves facilities from high volume hospitals and imaging centers all the way down a small general practitioner's office. Each offering is not only tailored to the size of facility, but also designed specifically to serve the type of application: imaging centers, hospitals, and orthopedics, among others.

Additionally Viztek offers a complete range of installation, implementation, support, and training services.



RAPID ACCESS TO PRIORS



ADVANCED SCHEDULING CAPABILITIES

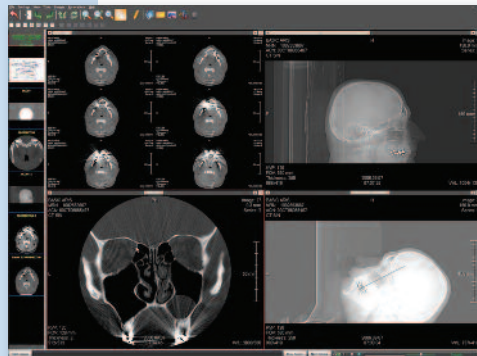
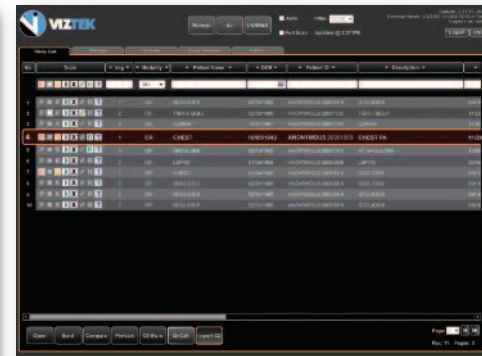


IMAGE VIEWER



PACS WORKLIST

Complete Imaging Software Suite

Viztek's robust software suite offers a range of products suited for a single physician practice to a multi-facility orthopedic practice and hospitals. Viztek recognizes the need for software solutions to be highly efficient and streamlined. Customized features make Viztek's software scalable to meet any practice's needs and preferences.

EHR – Complete Meaningful-Use Certification for Ambulatory Facilities – the software contains both physician and patient portals for safe and easy data sharing

RIS – Opal-wRIS is a fully Web-based and scalable scheduling program complete with a dedicated mammography tracking module

PACS – Web-based, robust, customizable, yet intuitive and designed per specialty with functionalities suited to various types of users

Opal-CLOUD – Opal-CLOUD allows for viewing images from any web enabled device including tablets and smartphones

Specialty Software Serves the Following Markets:

- **Radiology** – Features include referring physician portal within the EHR/RIS and PACS
- **Teleradiology** – PACS functionalities like TAT – the TurnAround Time management feature prioritizes exams based on a client's contracted time to perform study reading-make Opal the ideal software solution
- **Orthopedics** – Opal-ORTHO is a streamlined combination of orthopedic tool-sets, stitching, pre-operative planning, and implant technology
- **Women's Health** – Opal-MAMMO and the Opal-wRIS/EHR have comprehensive mammography viewing and tracking tools including protocol management
- **Mobile** – Opal-Forwarder offers an optimal solution for mobile radiology providers to transmit large x-ray and ultrasound exams through a secure link, even with less-than-optimal wireless connection

Digital Imaging Hardware

Viztek's line of hardware products is extremely versatile. Multiple types of products and configurations are available to meet various needs and preferences. Viztek's versatile hardware solutions focus on reducing dose and providing the highest image quality available.


DR – With various configurations, Viztek's line of DR is ideal for countless applications. Products include wireless, tethered, and fixed panels and U-Arm, Straight Arm, Dual Detector, Upright, and Overhead Tube Crane Systems

Fluoroscopy – A dynamic system that supports both static DR images as well as multi-frame fluoroscopy with advanced technology that produces superior image quality and optimizes patient care


CR – Extremely light, 60 plate per hour CR – sits horizontally or mounts vertically for optimal space conservation

A Wide Range of Hardware Solutions are Ideal for the Following:

- **Radiology** – CR, DR, and Fluoroscopy
- **Orthopedics** – Viztek's array of DR panels, stands, and x-ray room configurations gives facilities the ability to perform exams with stitching
- **Pediatrics** – Specialized imaging settings are designed for children
- **Mobile** – Digital x-ray solutions for the rigors of the mobile environment including the x-ray source and the DR panel



**MANUAL
STRAIGHT ARM**



PLATINUM FLUOROSCOPY DR SYSTEM



WIRELESS DR PANEL

VIZTEK'S digital imaging product suite

Viztek offers the latest in hardware and software for all digital imaging needs

Software Solutions

- Opal-RAD PACS
- Opal-ORTHO PACS
- Opal-WS Mini PACS
- Opal-EHR
- Opal-wRIS
- Opal-CLOUD
- Opal-MD
- Opal-MAMMO
- Opal-FORWARDER
- PikoPACS

Acquisition Devices

- Platinum Fluoroscopy DR System
- U-Arm DR System
- Straight Arm DR System
- Dual Detector DR Room
- Overhead Tube Crane System
- Wireless DR Panels
- Tethered DR Panels
- Fixed DR Panels
- ViZion DR + Panels
- Dynamic Fluoroscopy DR Panel
- Opal-CR II



U-ARM DR



2217 U.S. Highway 70 East • Garner, NC 27529 • Phone: 800.366.5343
Email: info@viztek.net • www.viztek.net